



Curtin University




ISO 9001:2015

13th International Conference on TESOL

Breakthroughs in English Language Teaching in the Post- Pandemic

SEAMEO RETRAC, November 17-18, 2022

Improving Students' Vocabulary through Digital Platforms



Ms Nguyen Thi Phuong Mai
Tu Ky High School- Hai Duong



Ms Vu Thi Thuy
Nhi Chieu High School- Hai Duong

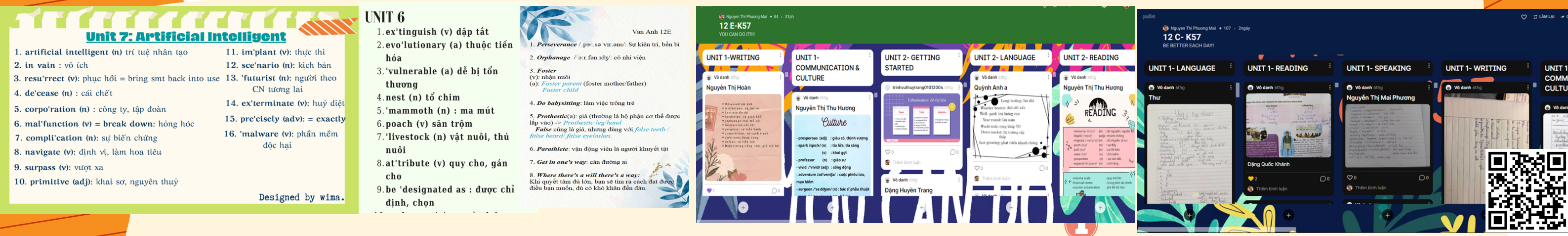
Introduction

- Aims:** + Help students practice and improve their topic-based vocabulary
+ Help students improve self-study skills, promote their activeness and initiative.
- Scope:** The matrix of high school examination, periodical tests, and IT platforms to enhance students' vocabulary.
- Subjects:** 12th graders studying the 10-year English program.
- Methods:** interview, observing, discussing and analyzing data

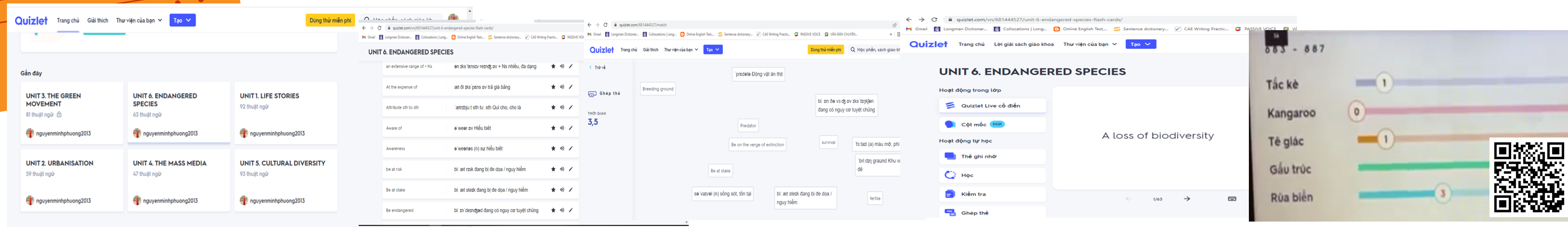
5 steps to follow:

- 1 Ask students to prepare the next lesson, note down new words, look up their meanings, present on Canva.
- 2 Students upload their word preparation to Padlet.
- 3 Check vocab posted on Padlet, comment, and add more vocabulary at the beginning of the next lesson
- 4 Teacher collects the vocabulary in each unit, provides some more related structures, creates a Flipbook-> sends it to the class as a reference.
- 5 Assign and correct supplementary exercises on apps like Quizlet and distribute learning handouts

Products on Canva and Padlet



Vocabulary and theme-based exercises designed on Quizlet



Flipbook Design

- Step 1: Create an account on <https://heyzine.com/>
- Step 2: Collect words/structures that the students have prepared (on Canva, Padlet), adds others and saves as PDF file
- Step 3: Design vivid vocabulary pages on CANVA
- Step 4: Select "Heyzine flipbook" on Canva
- Step 5: Send links to students using flipbooks
- Step 6: Check students' word learning by having some students write about 10 words/structures students have learned in each unit on the board

